

SmartHealth @ Home

User Manual for Registration

Online Smarthealth Pvt Ltd.

Version - RD1.0

2014

Introduction to SmartHealth @ Home

1. What is SmartHealth @ Home ?

Smartealth@Home is Smart Solution for maintaining & tracking health and fitness data from your home. You can subscribe and enjoy watching workout videos, diet plans, consultation with the experts right from your home. It's simply "**Track Your Health & Fitness From Home**".

2. What are the services provided by SmartHealth @ Home ?

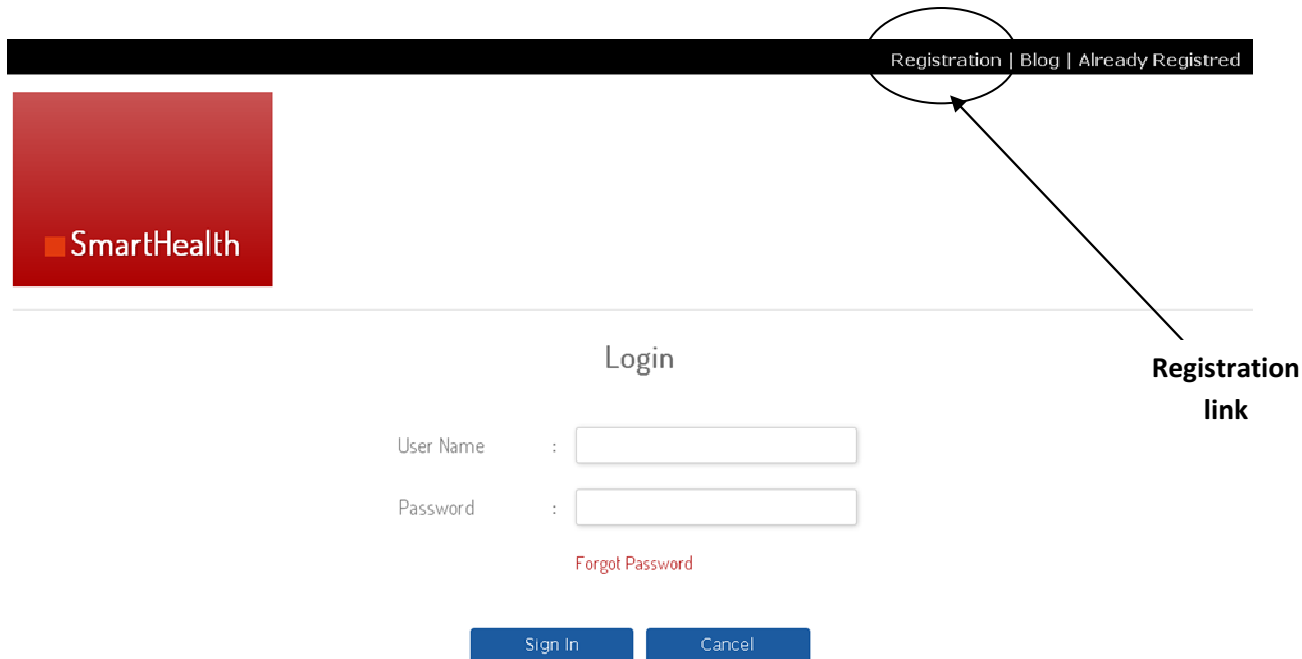
- Monitor your health.
- Workout & Diet Tracking.
- Analysis & Report Generation.
- Consultation with Experts.- Video Conferencing Service.
- Personalized Care.
- Compete with Friends.

3. How do I subscribe/register to SmartHealth @ Home ?

Subscribing to SmartHealth @ Home is very easy. Enter the URL : <http://user.smarthealthathome.com> and click 'Registration' link. Just fill up the 3 step form and your registration is done.

*** New User Registration:**

When you visit the URL: <http://user.smarthealthathome.com> , you will see the home page of Home Fitness Solution as shown below :



Click on registration link, you will be redirected to "Registration" page.

Registration

Step-1. Personal Information


User Type	: Select		
First Name	:	<input type="text"/>	Last Name : <input type="text"/>
Date of Birth	:	<input type="text"/>	Gender : Select
Weight	:	<input type="text"/> Kg	Height : <input type="text"/> Cm
Contact No.	:	<input type="text"/>	Email Id : <input type="text"/>
Alternate Contact	:	<input type="text"/>	Alternate Email : <input type="text"/>
Area	:	<input type="text"/>	User Name : <input type="text"/>
Address	:	<input type="text"/>	Password : <input type="text"/>

Select User type as Individual (Trainee), Trainer or Dietician. Fill all your personal information as well as give User Name, Password and code showing in image (see arrow 1.1). Click on “Submit” (see arrow 1.2) .If you want to cancel your entries then click on “Cancel” button (see arrow 1.3)

Registration



Step-1. Personal Information

User Type	: Individual (Trainee) ▼	
First Name	: Sumitra	Last Name : Chavan
Date of Birth	: 01/06/1978	Gender : Female ▼
Weight	: 76 Kg	Height : 165 Cm
Contact No.	: 9421568974	Email Id : sumitracha@gmail.com
Alternate Contact	: 8852467981	Alternate Email : sumi@rediffmail.com
Area	: Swargate	User Name : sumitra
Address	: swargate,pune	Password :
		Confirm Password :



Enter Code :

Submit Cancel

1.1 →  →  → 

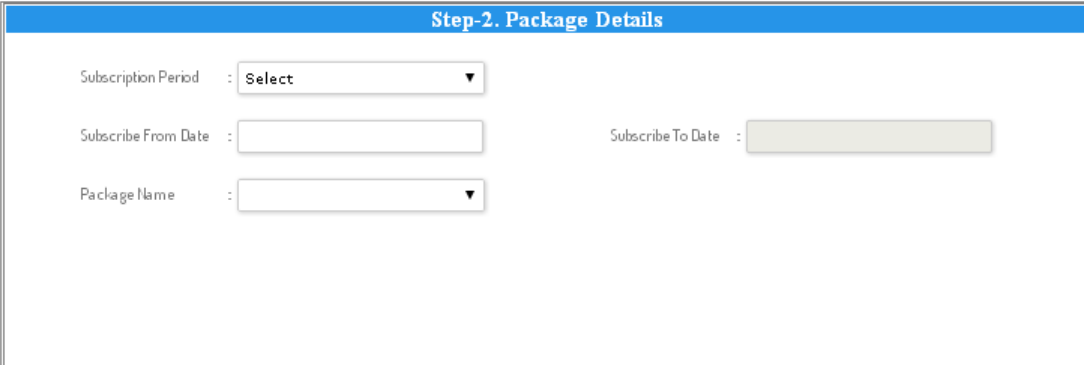
1.2 →  →  →  → 1.3

Note: If you are registering yourself as Dietician or Trainer, then you need to fill only personal information.

If you are registering yourself as Individual (Trainee), then you will redirect to “Package Details “after clicking on “Submit”, where you can select your subscription period and package you need.

To edit any of your personal information you saved before, click on “Previous” link (see arrow 1.4 as shown in fig below).

Registration



The screenshot shows a web form titled "Step-2. Package Details". It contains the following fields:

- Subscription Period : Select (dropdown menu)
- Subscribe From Date : (text input field)
- Subscribe To Date : (text input field)
- Package Name : (dropdown menu)

1.4 → [Previous](#)

You will redirect to your previous page. Click on Edit button to edit your information (see arrow 1.5).

Registration

Step-1. Personal Information

User Type	: Individual (Trainee) ▼		
First Name	: Sumitra	Last Name	: Chavan
Date of Birth	: 01/06/1978	Gender	: Female ▼
Weight	: 76 Kg	Height	: 165 Cm
Contact No.	: 9421568974	Email Id	: sumitracha@gmail.com
Alternate Contact	: 8852467981	Alternate Email	: sumi@rediffmail.com
Area	: Swargate	User Name	: sumitra
Address	: swargate,pune	Password	:
		Confirm Password	:

006AZE

Enter Code : kdl2tf

1.5 → [Edit](#)


[Next](#)

Change the fields you want to edit and click “Submit” (see arrow 1.6 in fig below).

Registration

Step-1. Personal Information

User Type	: Individual (Trainee) ▼		
First Name	: Sumitra	Last Name	: Chavan
Date of Birth	: 01/06/1978	Gender	: Female ▼
Weight	: 76 Kg	Height	: 165 Cm
Contact No.	: 9421568974	Email Id	: sumitracha@gmail.com
Alternate Contact	: 8852467981	Alternate Email	: sumi@rediffmail.com
Area	: Swargate	User Name	: sumitra
Address	: swargate,pune	Password	:
		Confirm Password	:



Enter Code :

Submit
Cancel

1.6

On Package Details page, select your “Subscription Period” which is in No. Of Days (see arrow 1.8)

Registration

Step-2. Package Details

Subscription Period	: Select ▼		
Subscribe From Date	: 90 Days	Subscribe To Date	: 18/07/2014
Package Name	: Select ▼		

1.8

[Previous](#)

Select your “Subscribe From date” (see arrow 1.8). Select package name (see arrow 1.9).

Registration

Step-2. Package Details

Subscription Period : 90 Days

1.8 → Subscribe From Date : 20/04/2014 Subscribe To Date : 18/07/2014

Package Name : Select

1.9 →

- Select
- Basic
- Basic + BP
- Basic + BG
- Basic + BP +BG
- Basic + BP + BG + EMR

[Previous](#)

After selecting package name, it will show package information.

Package Name : Basic + BP +BG

Basic + BP +BG Package

It includes HR belt + View of Workout Library,Food Reference + Graph from belt readings+ BP + BG parameter enabled **Rs. 1200**

Services In Package

A trainee can subscribe to Service At Home as additional service - Rs.100 Per Month

Advanced Medical Test at Diagnostic Center **Price as per tests**

Trainer Consultation - Rs. 400 per Month

Diet Consultation - Rs.200 per diet Session

Video Conference - Rs. 400 per Month, 4 Sessions in a month

Devices In Package

Heart rate Belt + USB Receiver Select Model Name

(Free for 9 and 12 month subscrption)

Equipment Category : Select [More About Devices](#)

Model Names :

Add +
Clear

Basic amount for selected package will get display in front of the package information. Here you can also purchase various equipments & services, and the price will increase according to your selection. Click on checkboxes to select corresponding services like Video conferencing with Experts, Trainer Consultation, and Diet Consultation etc. (see arrow 1.10).

1.10

Services In Package

<input checked="" type="checkbox"/>	A trainee can subscribe to Service At Home as additional service - Rs. 100 Per Month	Rs. 300
<input checked="" type="checkbox"/>	Advanced Medical Test at Diagnostic Center	Price as per tests
Medical Center : Religare ▼		
<input type="checkbox"/>	Trainer Consultation - Rs. 400 per Month	
<input type="checkbox"/>	Diet Consultation - Rs. 200 per diet Session	
<input type="checkbox"/>	Video Conference - Rs. 400 per Month, 4 Sessions in a month	

Note: Your service prices will change according to your Subscription period.

If you select “Advance medical test at Diagnostic center”, you must select Medical center (see arrow 1.11). If you select “Trainer Consultation”, you must select trainer (see arrow 1.12). And if you select “Diet Consultation” (see arrow 1.13), you must select Dietician as well as No. of sessions in your subscription (see arrow 1.14).

Services In Package		
<input checked="" type="checkbox"/>	A trainee can subscribe to Service At Home as additional service - Rs.100 Per Month	Rs. 300
<input checked="" type="checkbox"/>	Advanced Medical Test at Diagnostic Center	Price as per tests
1.11 →	Medical Center : <input type="text" value="Religare"/>	
<input checked="" type="checkbox"/>	Trainer Consultation - Rs. 400 per Month	Rs. 1200
	Select : <input type="text" value="All"/>	
	Trainer Name : <input type="text" value="Nitin Patil - Sanghvi"/>	1.12 Trainer - Area
<input checked="" type="checkbox"/>	Diet Consultation - Rs. 200 per diet Session	
	Select : <input type="text" value="All"/>	
	Dietician Name : <input type="text" value="Dhara Sachdev - Katraj"/>	1.13 Dietician - Area
	Enter No. of Diet Sessions Per month : <input type="text" value="5"/>	1.14 Rs. 1000
<input checked="" type="checkbox"/>	Video Conference - Rs. 400 per Month, 4 Sessions in a month	Rs. 1200

Here also you can Purchase various Equipments. Heart rate belt is compulsory equipment. You should purchase Heart rate belt. To purchase heart rate belt select model name (see arrow 1. 15 in fig below).

Devices In Package

Heart rate Belt + USB Receiver
(Free for 9 and 12 month subscription)

Equipment Category :

Model Names :

Select Model Name

- Select Model Name
- 2810
- 2805

[More About Devices](#)

Total Package Amount : 4900

If you want to purchase other equipment, select equipment category (see arrow 1.16). Select model name (see arrow 1.17). Click on “Add” button (see arrow 1.18).

Devices In Package

Heart rate Belt + USB Receiver
(Free for 9 and 12 month subscription)

Equipment Category :

Model Names :

- Select
- JP-1303

Select Model Name

[More About Devices](#)

Total Package Amount : 4900

Here you can see selected equipments list. You can cancel the selected equipment by Clicking on “X” button (see arrow 1.19). Click on “Purchase” button to save your Package details (see arrow 1.20). You can cancel it by clicking on “Cancel” button (see arrow 1.21).

Devices In Package

Heart rate Belt + USB Receiver Select Model Name ▼
 (Free for 9 and 12 month subscription)

Equipment Category : Select ▼ [More About Devices](#)

Model Names : ▼

Add + Clear

Remove	Sr. No.	Device Category	Manufacturer	Model Name	Price (Rs.)
✖	1	Activity Band	JP	JP-I303	100

1.19 →

Total Package Amount :

1.20 →

Purchase Cancel

← 1.21

When you click on “Purchase”, one confirmation window will popup, click on “Yes” to proceed further (see arrow 1.22).

Devices In Package

Heart rate Belt + USB Receiver 2810 ▼ Rs. 100
 (Free for 9 and 12 month subscription)

Equipment Category : Se [More About Devices](#)

Model Names : ▼

Confirm Package ✖

⚠ If you are satisfied with your Package,
 proceed for the Payment Details?

Yes No

1.22 →

Remove	Sr. No.	Device Category	Manufacturer	Model Name	Price (Rs.)
✖	1	Activity Band	JP	JP-I303	100

Total Package Amount :

Purchase Cancel

After purchasing “Package”, you will redirect to “Payment Details”. Select “Cheque” as a payment mode (see arrow 1.23).

1.23 →

Step-3. Payment Details

Select your mode of payment : Cheque Online

Cheque No. : Cheque Date :

Cheque Issuing Bank Name :

To edit previous “Package Details” information click on “Previous” link (see arrow 1.24).

Step-3. Payment Details

Select your mode of payment : Cheque Online

Cheque No. : Cheque Date :

Cheque Issuing Bank Name :

1.24 → [Previous](#)

Click on “Edit” to edit package information (see arrow 1.25).

Devices In Package

Heart rate Belt + USB Receiver 2810 ▼ Rs. 100
 (Free for 9 and 12 month subscription)

Equipment Category : Select ▼ [More About Devices](#)

Model Names : ▼

Add + Clear

Remove	Sr. No.	Device Category	Manufacturer	Model Name	Price (Rs.)
✖	1	Activity Band	JP	JP-1303	100

Total Package Amount : 5100

1.25 → Edit

Do required changes and click “Purchase” (see arrow 1.26). If you want to see more device information, click on “More About Devices” link (see arrow 1.27).

Devices In Package

Heart rate Belt + USB Receiver 2810 ▼ Rs. 100
 (Free for 9 and 12 month subscription)

Equipment Category : Select ▼ 1.27 → [More About Devices](#)

Model Names : ▼

Add + Clear

Remove	Sr. No.	Device Category	Manufacturer	Model Name	Price (Rs.)
✖	1	Activity Band	JP	JP-1303	100
✖	2	B6	J & J	One Touch Ultra 2	100

Total Package Amount : 5200

1.26 → Purchase Cancel

On Payment Details, enter cheque no (see arrow 1.28), cheque date (see arrow 1.29).

Step-3. Payment Details

Select your mode of payment : Cheque Online

Cheque No. : 651145 Cheque Date : 05/12/2013

Cheque Issuing Bank Name : Select

Save Cancel

Select "Cheque Issuing Bank Name" (see arrow 1.30).

SmartHealth

Select your mode of payment : Cheque Online

Cheque No. : 651145 Cheque Date : 05/12/2013

Cheque Issuing Bank Name : Deutsche Bank

Save Cancel

Click on "Save" to save information (see arrow 1.31). Or "cancel" it (see arrow 1.32).

Step-3. Payment Details

Select your mode of payment : Cheque Online

Cheque No. : 651145 Cheque Date : 05/12/2013

Cheque Issuing Bank Name : Deutsche Bank

Save Cancel

It will show popup as "User Registered Successfully" after successful registration (see arrow 1.33).

Registration

1.33 →

Step-1. Personal Information


User Registered Successfully.

User Type : <input type="text" value="Select"/>	
First Name : <input type="text"/>	Last Name : <input type="text"/>
Date of Birth : <input type="text"/>	Gender : <input type="text" value="Select"/>
Weight : <input type="text"/> Kg	Height : <input type="text"/> Cm
Contact No. : <input type="text"/>	Email Id : <input type="text"/>

Login:

After successful registration you will get login credentials. Enter Username & password. For retrieving login credentials click on “Forgot Password/Retrieve login credential” link (see arrow 1.34). Click on “Sign In “button (see arrow 1.35).

[Registration](#) | [Blog](#) | [Already Registered](#)



Login

User Name	: <input style="background-color: yellow;" type="text" value="archanakharat"/>	← User Name
Password	: <input style="background-color: yellow;" type="password" value="*****"/>	← Password
	Forgot Password/Retrieve Login Credentials	← 1.34

1.35 →

Sign In
Cancel

After Successful Login you will redirected to home Page where you can see your Last login information at the top of the page.